


2017 September Newsletter

INSIDE THIS ISSUE:

Meet the State Officers	1
Background Study	2
The IMLC	2
MAMSS Conference	3
Upcoming Events	3
Healthy Recipe	3-4
Game time	4

Meet the State Officers



Background Study

Board to begin requiring Criminal Background Checks (“CBCs”) for licensure.

By January 1, 2018, all Minnesota Health-Related Licensing boards are required to conduct a criminal background check prior to issuing a license. The Board of Nursing will roll-out this requirement incrementally, beginning with applicants for licensure as an Advanced Practice Registered Nurse. All applications for an APRN license received on or after September 1, 2017 will require a CBC. Nurses renewing a license will not be required to complete a CBC.

Important note for applicants and employers: Applicants should allow extra time to complete the licensure process. It may take up to three weeks for the Board to receive the results of the CBC.

A license will not be issued until the CBC review is completed.

Background study questions from the 2016 MAMSS Conference

Q: If a telemedicine provider is located in another country, what is the best way to have them fingerprinted for the NETStudy 2.0 system?

A: If the contractor/provider is in another county and meets the criteria for a background study to be required, then the hospital can submit a Livescan exception request to DHS and be fingerprinted on paper cards. These background studies are not transferable and we limit the use of hard cards whenever possible.

Q: Who is responsible for running the NETStudy background checks for providers who are not employed through a hospital?

A: If the contractors/providers are affiliated with a professional service agency that coordinates their services and submits background study requests to DHS, your entity could use paper copies of those determinations to meet the background study requirements. If the background studies are in NETStudy 2.0 (and include the criteria to be transferable e.g., the providers have clearances, provided their SSNs, etc.), you could also submit a background study request on each of them to put them on your roster. They would not have to be fingerprinted again if the transferability criteria are met.



The IMLC

The Interstate Medical Licensure Compact offers a new, voluntary expedited pathway to licensure for qualified physicians who wish to practice in multiple states. The IMLC mission is to increase access to health care for patients in underserved or rural areas and allowing them to more easily connect with medical experts through the use of telemedicine technologies. While making it easier for physicians to obtain licenses to practice in multiple states, the Compact strengthens public protection by enhancing the ability of states to share investigative and disciplinary information.

The IMLC is an agreement between 22 states and the 29 Medical and Osteopathic Boards in those states. Under this agreement licensed physicians can qualify to practice medicine across state lines within the Compact if they meet the agreed upon eligibility requirements. Approximately 80% of physicians meet the criteria for licensure through the IMLC.

The Application process is expedited by leveraging the physicians existing information previously submitted in their state of principal license (SPL). The SPL will verify the physicians information and conduct a fresh background check. Once qualified the Physician may select any number of Compact states for which they desire to practice.

MAMSS Conference



SAVE THE DATE!

Join your colleagues at the
 2018 MAMSS Conference for a Fiesta! Oh lay!
 April 26-27, 2018 – Crowne Plaza Hotel, Plymouth, MN

Upcoming events

September '17:

- * 9th National Hug Your Boss Day
- * 12th National Day of Encouragement
- * 30th Service to Humanity Gala

October '17:

- *10th World Mental Health Day
- * 12th National Child Health Day
- *12th Dead End Hayride Toy Drive
- * 16th Boss's Day
- * 19th Metro Region Meeting
- * 21st-25th NAMSS Conference
- * 23rd MAMSS Virtual Conference
- *Breast Cancer Awareness Month

* 27th Northern Region Meeting

- *28th Children's Hospital Storyland Gala

November '17:

- * 5th Daylight Savings Ends
- * 5th – 11th National Medical Staff Services Awareness Week
- * 8th International Day of Radiology
- * 10th FashionFest
- * 10th Central Region Meeting
- * 13th World Kindness Day
- * TBD Southern Region Meeting

December '17:

- *26th National Thank-you Note Day

January '18:

- *12th National Pharmacist Day
- *National Blood Donor Month
- *24th National Compliment Day
- * 26th-27th NAMSS leadership conference

March '18:

- * 11th Daylight Savings Ends

April '18:

- *26th – 27th 2018 MAMSS Conference

July '18:

- * 30th United Hospital Golf Classic

Healthy Recipes

Turkey Taco Quinoa Skillet

Ingredients:

- ½ pound lean ground turkey
- ½ of a yellow onion, diced
- 2 cloves of garlic, mined
- 4 ounce can diced green chiles
- 2 teaspoon chili powder
- 1 teaspoon cumin
- ¾ teaspoon kosher salt
- Black pepper to taste
- 14.5 ounce can diced fire roasted tomatoes
- 15 ounce can black beans, rinsed and drained
- ½ cup frozen corn
- ¼ cup jarred salsa
- ½ cup rinsed quinoa
- ½ cup water
- ½ cup shredded Monterey Jack cheese
- ½ cup shredded cheddar cheese
- Cilantro for garnish (optional)





Instructions:

1. Spray a large skillet generously with cooking spray and heat over medium-high heat.
2. When the skillet is hot, add in the diced onion and cook for about 2 minutes until it starts to soften.
3. Add in the ground turkey and minced garlic and cook until the meat is almost cooked through, breaking it up into crumbles with a spoon as it cooks.
4. Stir in all the spices and the diced green chiles, cooking for another minute.
5. Add in the black beans, corn, fire roasted tomatoes, salsa and quinoa, stirring until everything is combined.
6. When the mixture starts to bubble add in the water, cover the skillet with a lid and lower the heat to medium-low.
7. Simmer for about 20-25 minutes or until the quinoa is cooked, it should still have a slight bite to it, but not be hard and crunchy.
8. Sprinkle the shredded cheese on top and cover with the lid cooking until the cheese is melted.
9. Serve as is, in tortillas for tacos, or on top of your favorite greens.

Notes:

Leftovers may be frozen for later use.

Recipe from spoonfulofflavor.com

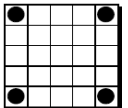
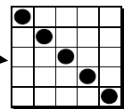


Game Time

Instructions:

1. Fill up your card! (B 1-19) (I 20-39) (N 40-59) (G 60-79) (O 80-99)
2. Send a copy of your completed card to mamsscommunicate@gmail.com by October 6th, 2017.
3. A number will be sent out every Monday (Starting October 9th, 2017) for a chance to win a **TARGET GIFT CARD!!**
4. Email BINGO on an acceptable pattern. (Any line or 4 corners)

B I N G O



		★ MAMSS Free Space		

We're on the Web!

<http://www.namss.org/About/StateAssociationWebsites/MinnesotaAssociationMedicalStaffServices.aspx>

Check us out on Facebook!

<http://m.facebook.com/MNassociationofmedicalstaffservices/>

@MNassociationofmedicalstaffservices

We're on LinkedIn!

<https://www.linkedin.com/company/18262869/>